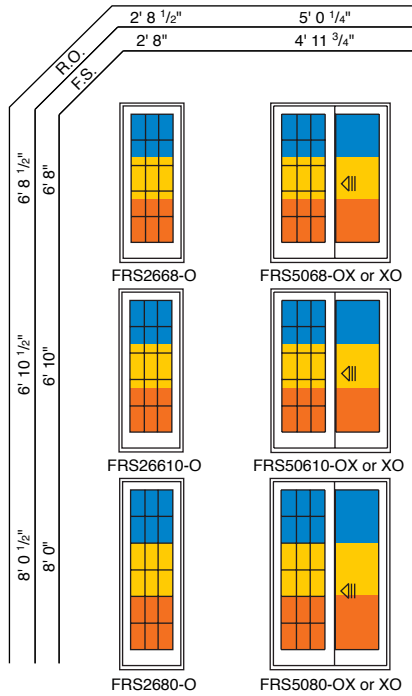


Sliding French Door Sizes



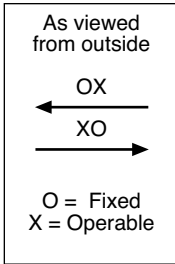
Notes:

The sizes shown are our standard call sizes. Additional custom sizes are also available. Contact your Eagle dealer for more information.

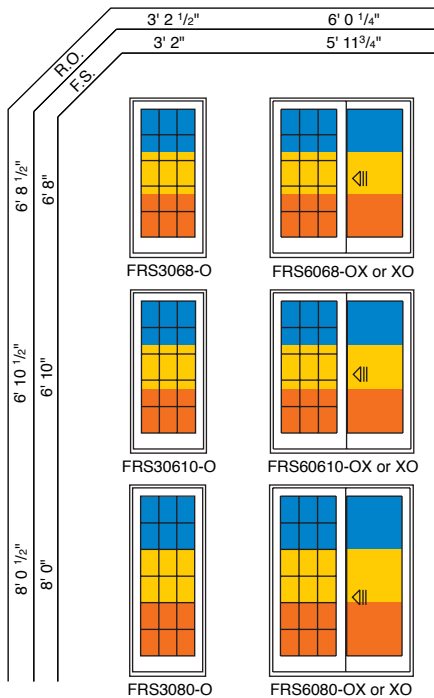
Visit EagleWindow.com for details on mulling performance in our Engineered Evaluations.

Our website also contains egress information.

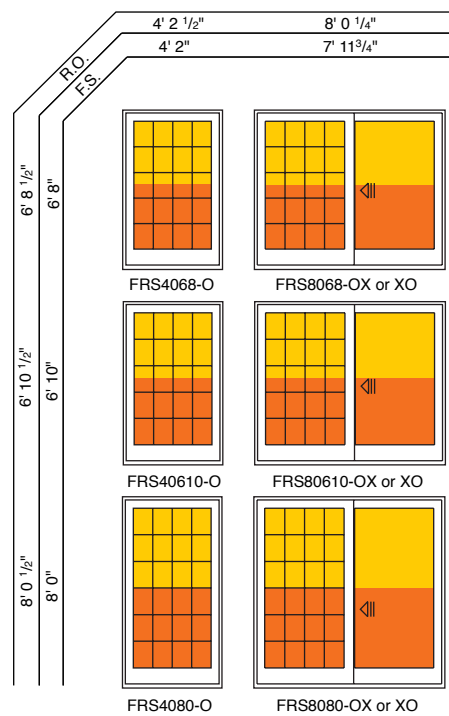
- HarborMaster IG - ASTM Certified
- HarborMaster Monolithic - ASTM Certified
- HarborMaster Monolithic - TAS Certified



Sliding French Door Sizes

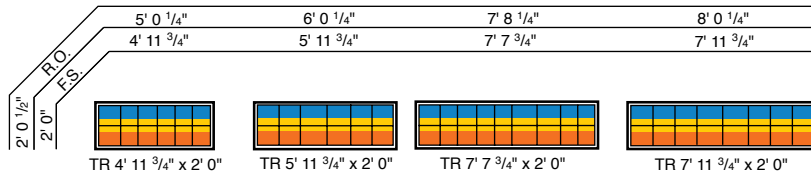


Sliding French Door Sizes

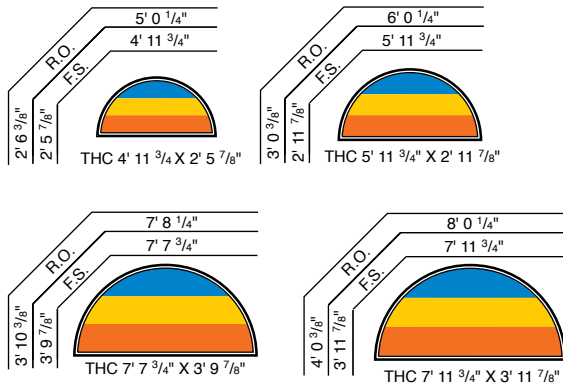


Scale 1/8" = 1'0"

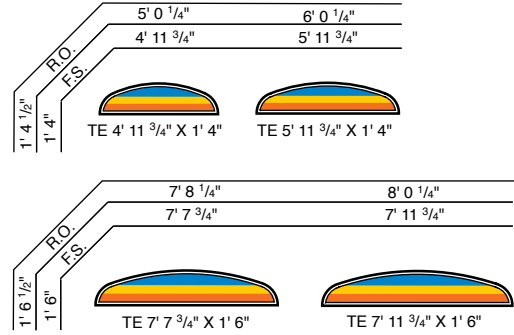
Sliding French Door Rectangular Direct-Set Transoms (Auxiliary Frame)



Sliding French Door Half-Circle Direct-Set Transoms (Auxiliary Frame)



Sliding French Door Elliptical Direct-Set Transoms (Auxiliary Frame)



TR = Transom Rectangle
TE = Transom Elliptical
THC = Transom Half-Circle

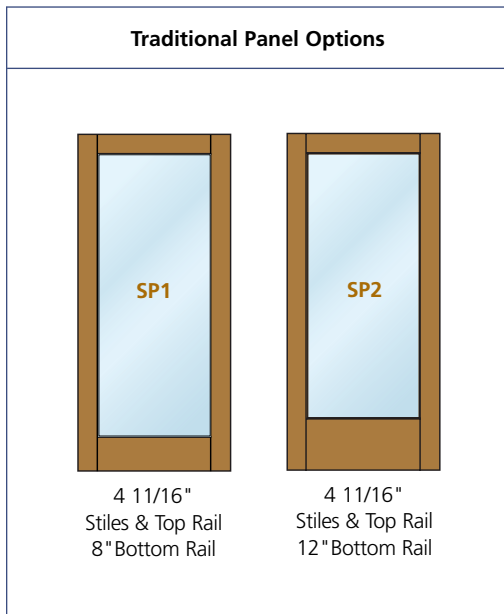
4'11 3/4" wide transoms are used above 5068, 50610 or 5080 Sliding French Doors.
5'11 3/4" wide transoms are used above 6068, 60610 or 6080 Sliding French Doors.
7'7 3/4" wide transoms are used above 7668, 76610 or 7680 Sliding French Doors.
7'11 3/4" wide transoms are used above 8068, 80610 or 8080 Sliding French Doors.

Notes:

The sizes shown are our standard call sizes. Additional custom sizes are also available. Contact your Eagle dealer for more information.

Visit EagleWindow.com for details on mulling performance in our Engineered Evaluations.

- HarborMaster IG - ASTM Certified
- HarborMaster Monolithic - ASTM Certified
- HarborMaster Monolithic - TAS Certified



Scale 1/8" = 1'0"