


Auxiliary Windows



Frame

1 Select wood components are kiln dried, and treated with water/insect repellent and preservative. Interior wood surfaces are available in complimentary pine or mixed grain fir, or optional wood species including cherry, hickory, African mahogany, maple, oak, walnut, alder or vertical grain fir. Interior surfaces are available unfinished or factory primed. Optional factory-applied finishes are available in a variety of stains and basecoats.

2 Wood components are fitted with aluminum extrusions on the exterior. 50 Eagle Complimentary Colors™ that meet AAMA 2604 specifications are available, as well as custom colors. Also available is a selection of seven exterior anodized options.

Glazing

3 High-Performance™ Low-E4® glass with a low-conductance spacer. Triple insulated glass, tinted, clear IG, high-altitude glass and other special glazing options are available.

4 Glass is fixed in place from the interior with wood stops that can be removed for easy reglazing if necessary. Glass stops available in colonial or contemporary profiles.

Window Anchorage

Folding vinyl nailing fins are pre-applied into a kerf on the frame exterior to facilitate installation. Optional metal installation clips are available.





5 Divided Lights

Modern Divided Lights. Fixed interior and exterior grilles with internal spacers between two panes of glass. Available in 5/8", 7/8", 1 1/8", 1 1/2" or 2 1/4" widths and colonial or contemporary profiles.

Classic Divided Lights. Fixed exterior and interior grilles without an internal spacer. Available in 5/8", 7/8", 1 1/8", 1 1/2" or 2 1/4" widths and colonial or contemporary profiles.

Between-glass grilles. Available in 5/8" flat or 1" contoured aluminum profiles. Two-tone colors of colony white/pebble tan, colony white/sierra bronze or colony white/forest green are available on the 1" profile.

Features & Options

<p style="text-align: center;">5 <i>Divided Lights</i></p>  <p>*NOTE: Divided light options also available in 2 1/4" width and in contemporary profile.</p> <p>MDL = Modern Divided Lights* Flat = Between-glass grilles CDL = Classic Divided Lights* Contoured = Between-glass grilles Removable = Removable wood grilles</p>	<p style="text-align: center;">6 <i>Between-Glass Blinds</i></p> 	 <p><i>Double-hung auxiliary frame profile is also available for circle-tops and geometrics.</i></p>
<p>5/8" MDL 7/8" MDL 1 1/8" MDL 1 1/2" MDL 7/8" CDL 7/8" REMOVABLE 5/8" FLAT 1" CONTOURED</p>	<p style="text-align: center;">7 <i>System 3 Blinds or Shades</i></p> 	

Removable wood grilles. Available in a 7/8" width, with or without surround on rectangular shapes. A 5/8" width, without surround is available on non-rectangular shapes. Colonial and contemporary grille profiles available.

Privacy Options

6 *Between-glass Blinds.* A 5/8" aluminum slat blind is encased between two panes of insulated glass in a dust-free environment (rectangular shapes only). Available colors are white, tan, almond or gold. Blind can be tilted or raised and lowered with the use of one cord. (Not all sizes are retractable.)

7 *System 3 Blinds.* A 5/8" aluminum slat blind is mounted to an extruded aluminum blind panel and applied to the window (rectangular shapes only), creating a triple-glazed window boasting privacy and energy-efficiency. Available in four colors. Blind panels are offered in white, tan, gold or an optional wood veneer to match your interior. Panels provide virtually dust-free environment.

System 3 Shades. Pleated fabric shades are available in six colors to effortlessly and beautifully filter the light (rectangular shapes only). See page 15 for more details.

System 3 Shades



Available In
 ALMOND, PEARL, MAGNOLIA,
 GARDENIA, WINTER WHITE AND VANILLA