

Push Out Awning Windows



Frame & Sash

① Select wood components are kiln dried, and treated with water/insect repellent and preservative. Interior wood surfaces are available in complimentary pine or mixed grain fir, or optional wood species including cherry, hickory, African mahogany, maple, oak, walnut, alder or vertical grain fir. Interior surfaces are available unfinished or factory primed. Optional factory-applied finishes are available in a variety of stains and basecoats.

② Wood components are fitted with aluminum extrusions on the exterior. 50 Eagle Complimentary Colors™ that meet AAMA 2604 specifications are available, as well as custom colors. Also available is a selection of seven exterior anodized options.

Glazing

③ High-Performance™ Low-E4® glass with a low-conductance spacer. Triple insulated glass, tinted, clear IG, high-altitude glass and other special glazing options are available.

④ Glass is fixed in place from the interior with wood stops, that can be removed for easy reglazing if necessary. Glass stops available in colonial and contemporary profiles.

Weather Strip

⑤ A continuous perimeter bulb weather strip around the frame allows for proper seal at corners.

A secondary bulb weather strip is applied on three sides of the sash. Available in white or optional black.

Hardware

⑥ Equipped with a stainless steel 4-bar friction hinge.

Manual lock system featuring lock handles allows for easy operation. Units under 40" wide use a single lock, while units 40" and wider use dual locks.

Lock handles are available in six finishes.




























Window Anchorage

Folding vinyl nailing fins are pre-applied into a kerf on the frame exterior to facilitate installation. Optional metal installation clips are available.

Insect Screens

Hinged insect screen opens to the interior, providing access to the lock handle. Choose from charcoal fiberglass

Features & Options

6 Lock Handles	7 Insect Screen Pulls	Insect Screens																		
 <p>POLISHED BRASS</p> <p>OIL-RUBBED BRONZE</p> <p>ANTIQUE BRASS</p> <p>WHITE</p> <p>BLACK</p> <p>SATIN CHROME</p>	 <p>POLISHED BRASS</p> <p>OIL-RUBBED BRONZE</p> <p>ANTIQUE BRASS</p> <p>BLACK</p> <p>WHITE</p> <p>SATIN CHROME</p>	<div data-bbox="1013 346 1396 577">  <p>8 Insect Screens</p> </div> <div data-bbox="1013 598 1396 640"> <p>8 Divided Lights</p> </div> <table border="0"> <tr> <td></td> <td></td> <td></td> </tr> <tr> <td>5/8" MDL</td> <td>7/8" MDL</td> <td>1 1/8" MDL</td> </tr> <tr> <td></td> <td></td> <td></td> </tr> <tr> <td>1 1/2" MDL</td> <td>7/8" CDL</td> <td>7/8" REMOVABLE</td> </tr> <tr> <td></td> <td></td> <td></td> </tr> <tr> <td>5/8" FLAT</td> <td>1" CONTOURED</td> <td></td> </tr> </table> <p>*NOTE: Divided light options also available in 2 1/4" width and in contemporary profile.</p> <p>MDL = Modern Divided Lights* Flat = Between-glass grilles CDL = Classic Divided Lights* Contoured = Between-glass grilles Removable = Removable wood grilles</p>				5/8" MDL	7/8" MDL	1 1/8" MDL				1 1/2" MDL	7/8" CDL	7/8" REMOVABLE				5/8" FLAT	1" CONTOURED	
																				
5/8" MDL	7/8" MDL	1 1/8" MDL																		
																				
1 1/2" MDL	7/8" CDL	7/8" REMOVABLE																		
																				
5/8" FLAT	1" CONTOURED																			

or aluminum screen mesh. Available in wood-veneered options. Insect screen pulls are available in six finishes.

Eagle Axiom® retractable insect screen available in wood-veneered options and requires extension jamb.

8 Divided Lights

Modern Divided Lights. Fixed interior and exterior grilles with internal spacers between two panes of glass. Available in 5/8", 7/8", 1 1/8", 1 1/2" or 2 1/4" widths and colonial and contemporary profiles.

Classic Divided Lights. Fixed exterior and interior grilles without an internal spacer. Available in 5/8", 7/8", 1 1/8", 1 1/2" or 2 1/4" widths and colonial or contemporary profiles.

Between-glass grilles. Available in 5/8" flat or 1" contoured aluminum profiles. Two-tone colors of colony white/pebble tan, colony white/sierra bronze or colony white/forest green are available on the 1" profile.

Removable wood grilles. Removable wood grilles are available in a 7/8" width and colonial or contemporary profiles. Optional surround and fixed exterior grilles also available.

Please note that due to printing limitations the colors shown in this catalog will differ from the actual product colors. See your local Eagle dealer for actual color samples.

Visit our website to see larger images of our features and options.